

Learning **by** Doing

English **2**nd
grade

Chippy and
The Beanstalk...

Authors

Brendan Dunne
Robin Newton

Student's Book



 **Richmond**

Edición especial para el
Ministerio de Educación
Prohibida su comercialización

Learning **by** Doing

English **2**nd
grade

Chippy and
The Beanstalk...



Student's Book

Learning by Doing English 2nd grade is an adapted work from Beep series, which has been designed by Richmond Publishing Department of Education, under the direction of

RODOLFO HIDALGO CAPRILE

Publishing Deputy		Music and Recordings:	Riera Sound, Suena Estudio
Director-Public Area:	Cristian Gúmera Valenzuela	Song Lyrics:	Brendan Dunne and Robin Newton
Editor:	Ly-Sen Lam Díaz	Consultants:	Debbie Benn, Amanda Morrison Prince, Jayne Williams
Editorial Assistant:	Manoli Camacho Ángeles	Publishing Director:	Vicki Caballero Anderson
Authors:	Brendan Dunne Robin Newton	Managing Editor:	Andrea Turner
Design:	Verónica Román Soto	Development Editor:	Miranda Friel
Design and Layout:	Catalina Montero Vega Daniel Monetta Moscoso	Editorial Team:	Beatriz Román, Rebecca Watson
Production:	Rosana Padilla Cencever	Art Director:	José Crespo
Original Texts		Design:	Colart Design S.C.
References:	Beep series	Illustrators:	Alins Illustration: Sonia Alins, Gloria Celma, Marina Gómez Mut, Juan Diego Molina Jiménez,
		Beehive Illustration:	Moreno Chiacchiera, Jim Peacock
		Photo Researcher:	Amparo Rodríguez
		Technical Director:	Ángel García Encinar
		Production Manager:	Rocío Lominchar Romero
		Technical Coordination:	Javier Tejeda, Rosa Marín
		Layout:	Novimago, S.L
		Photos:	© Manufacturas Artesanía Española S. L.

Quedan rigurosamente prohibidas, sin la autorización escrita de los titulares del derecho de autor, bajo las sanciones establecidas en las leyes, la reproducción total o parcial de esta obra por cualquier medio o procedimiento, comprendidos la reprografía y el tratamiento informático, y la distribución en ejemplares de ella mediante alquiler o préstamo público.

La editorial ha hecho todo lo posible por conseguir los permisos correspondientes para las obras con derecho de autor que aparecen en el presente texto. Cualquier error u omisión será rectificado en futuras impresiones a medida que la información esté disponible.

© 2017, by Santillana del Pacífico S. A. de Ediciones.
Avda. Andrés Bello 2299, piso 10, Providencia, Santiago (Chile).
PRINTED IN CHILE. Impreso en Chile por A Impresores S.A.

ISBN: 978-956-15-3195-6 – Inscripción n° 286.299

Se terminó de imprimir esta 1ª edición de 204.331 ejemplares, en el mes de enero del año 2018.
www.santillana.cl infochile@santillana.com

Santillana® es una marca registrada de Grupo Santillana de Ediciones, S. L. Todos los derechos reservados.



This book belongs to:

Name: _____

Grade: _____

School: _____



Contents

Unit	Page	Structures
Welcome back!	8	How are you? I'm fine, thanks What's your favourite...?
Unit 1 Time for school	10	Where's the hamster? It's under the plant. How do you spell...? Phonics: Tongue twister: d
Unit 2 My clothes	22	What are you wearing? I'm wearing... Phonics: Tongue twister: j
Unit 3 The weather	32	What's the weather like? It's cold Is it cold? Put your hat on. I'm on holiday. Phonics: Tongue twister: h
Unit 4 Animals	42	It can fly. It can't jump. Can it swim? Phonics: Tongue twister: l
Unit 5 Jobs	52	He's a... She's a... He has got a... She has got a... Phonics: Tongue twister: f
Unit 6 My free time	62	What are you doing? I'm reading. Are you drawing? Yes, I am. / No, I'm not. Phonics: Tongue twister: w

Unit	Page	Structures
Unit 7 The school garden	72	How many can you see? They're small and purple. Phonics: Tongue twister: g
Unit 8 The school show	82	Can you ride a bike? Yes, I can. / No, I can't. I can play the guitar. I can't walk on my hands. Phonics: Tongue twister: z
Festivals	92	Halloween Christmas Carnival
Cut-outs	97	

Components	Page	Units
Activity book	104	Welcome back!
	107	1. Time for school
	112	Picture dictionary
	113	2. My clothes
	118	Picture dictionary
	119	3. The weather
	124	Picture dictionary
	125	4. Animals
	130	Picture dictionary
	131	5. Jobs
	136	Picture dictionary
	137	6. My free time
	142	Picture dictionary
	143	7. The school garden
	148	Picture dictionary
	149	8. The school show
	154	Picture dictionary
155	Festivals	

Student's materials

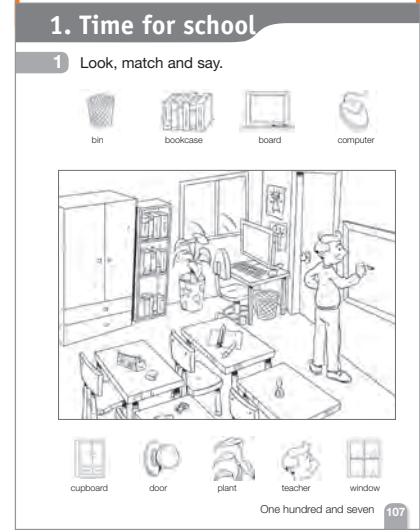
The student's Book contains all the core work for the year divided into 8 units.



In some activities, you will have to cut and paste some cut-outs, which are on page 97 of the book.



The Activity Book provides additional support for your learning.



Knowing Your Book


Read the titles. They will help you follow and enjoy your book.


Introduction


These pages will introduce the characters of the book and sometimes you will play a game, sing songs or chants.



Icons

 This sign shows when you have to listen to an audio track.

 This icon shows when you have to do pair or group work with your classmates.

Activity Book  Page 36
Extra practice is available for you in your Activity Book.

Unit 1. Time for school

Presentation

Getting Ready

- Look at the picture and answer.
 - Where are the children?
 - Name all the school objects.
- Listen, point and repeat.
- Listen and chant.

My Goals

- Colour the of goals you like most.
- Which would you like to learn first? Why?

Unit Goals

- Finding the school objects.
- Singing songs and chants.
- Writing cards with your name.
- Playing your version of the story.

Activity Book Page 10
Eleven 11

Presentation

These pages will show you a beautiful picture with new vocabulary, and there are also two listening tasks. At the end of the activity, you will show your opinion about the unit goals.

Stop and think! and Think back!

In these sections, you will reflect on the activities and lessons of the unit.

3 Read and draw.

Two cakes. Seven balls. Five kites. Three dogs.

11 Look and match.

parrot train bike

Stop and think!

Read and colour one of the about the activities.

- I have doubts, I can't do it alone.
- I have doubts, but I can do it.
- I can do it, I could help others.

Thirteen

Think back!

11 Colour and count the with the goals you can do.

Unit 1

Lesson 1 I can find objects in a classroom.

Lesson 2 I can name school objects.

Lesson 3 I can understand a story.

Lesson 4 I can remember the alphabet and numbers.

Lesson 5 I can spell my name.

Lesson 6 I know the d sound.

Review

Almost there!

You did it!

Twenty-one 21

Review Hide and seek!

5 Listen to the story.

16 Sixteen

LESSON 3

17 Seventeen

Stop and think!

Read and colour one of the about the story.

- I don't understand.
- I need help to understand.
- I understand, I could help others.

Review

In this Lesson, you will enjoy a different colourful story every unit, where you will also practice vocabulary.

Welcome back!

LESSON 1

1 Listen and point. 



2 Listen and chant. 

3 Listen and colour. 



4 Play a game. 

Unit 1. Time for school





Presentation



Getting Ready



1. Look at the picture and answer.
 - a. Where are the children?
 - b. Name all the school objects.
2. Listen, point and repeat.  5
3. Listen and chant.  6

My Goals

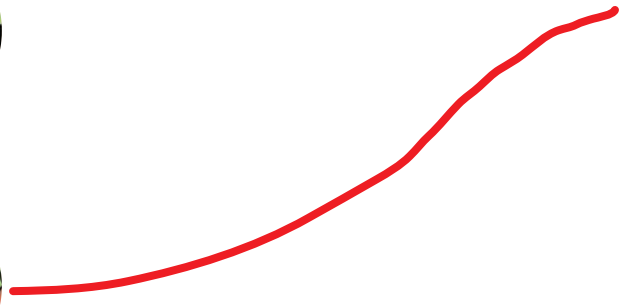

4. Colour the of goals you like most.
5. Which would you like to learn first? Why?

Unit Goals

1. Finding the school objects.
2. Singing songs and chants.
3. Writing cards with your name.
4. Playing your version of the story.

What do I know?


1 Listen and match.




2 Colour and say.




3 Read and draw.




Two cakes.



Seven balls.



Five kites.





Three dogs.

4 Look and match.

parrot

ruler

bike



Stop and think!

Read and colour one of the about the activities.

- I have doubts, I can't do it alone.
- I have doubts, but I can do it.
- I can do it, I could help others.

1 Listen, point and say.

Where's the hamster?

A cartoon boy with blonde hair is looking confused. A speech bubble above him says "Where's the hamster?".

2 Listen and chant.

Where's the hamster?
Open your eyes.
It's under the plant.
What a surprise!



LESSON 2

3 Look, cut and paste.



The ball is in the cupboard.



The plant is on the bookcase.



The school bag is under the window.




The teddy is behind the door.

4 Look and ask.





Review Hide and seek!

5 Listen to the story. 



LESSON 3



Stop and think!

Read and colour one of the about the story.

- I don't understand.
- I need help to understand.
- I understand, I could help others.

6

Listen and sing.



a b c d e f g

Touch your nose! Touch your knee!

h i j k l m n

Clap your hands and count to ten!

o p q r s t u

Touch your ears! Touch your shoe!

v w x y z

Clap your hands and nod your head!

7


Listen and colour.






LESSON 5

8 Listen and match. 




9 Make a name card. 





10 Listen. 



11 Colour and count the ○ with the goals you can do.

Unit 1

Lesson 1
I can find objects in a classroom.

Lesson 2
I can name school objects.

Lesson 3
I can understand a story.

Lesson 4
I can remember the alphabet and numbers.

Lesson 5
I can spell my name.

Lesson 6
I know the **d** sound.

Review ○ ○

Almost there! ○ ○ ○ ○

You did it! ○ ○ ○ ○ ○ ○

Unit 2. My clothes



T-shirt

coat

jacket

trousers

jeans

shoes



shorts

jumper

Presentation

Getting Ready



1. Look at the picture and answer.
 - a. Where are the children?
 - b. What are the children doing?
2. Listen, point and repeat.  17
3. Listen and find.  18

My Goals

4. Colour the of goals you like most.
5. Which would you like to learn first? Why?

Unit Goals

1. Saying *What are you wearing?*
2. Saying *I'm wearing.*
3. Singing songs and chants.
4. Listening to a story.



1 Listen and colour. 19



2 Listen and chant. 20






3 Cut, paste and say.

a white T-shirt.

a green coat
and blue jeans.

a yellow dress.



4 Ask a friend.

What are you wearing?



Review Monica's party!

5 Listen to the story. 



LESSON 3



Stop and think!

Read and colour one of the about the story.

- I don't understand.
- I need help to understand.
- I understand, I could help others.

6 Listen and sing. 


Are you wearing shoes?
Green shoes? Green shoes?
Are you wearing green shoes?
Yes, or no?

7 Play a game. 




8 Match, cut and paste.





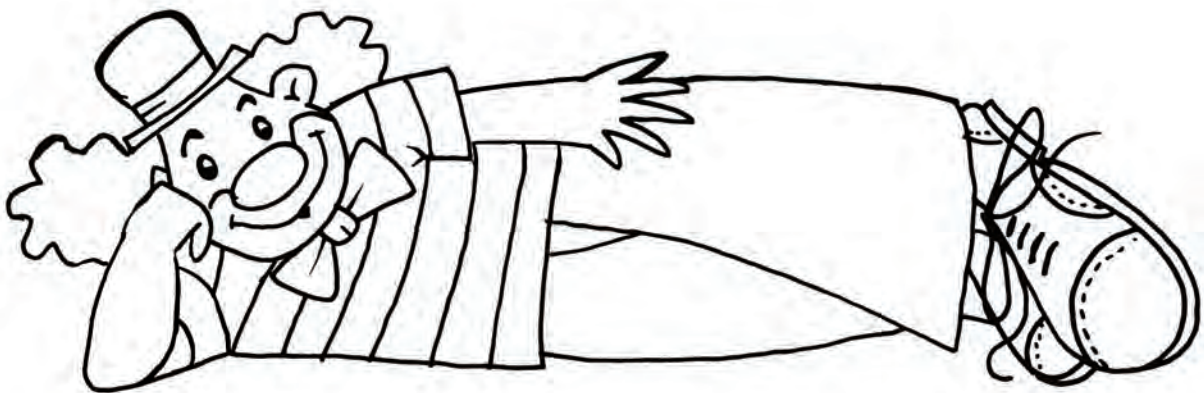
I'm wearing a black hat.



I'm wearing a purple hat.




9 Listen and colour.  23





10 Listen. 



11

Colour and count the ○ with the goals you can do.

Unit 2

Lesson 1
I can sing *What are you wearing today?*

Lesson 2
I can ask a friend *What are you wearing?*

Lesson 3
I can understand a story.

Lesson 4
I can play a game.

Lesson 5
I can remember the colours.

Lesson 6
I know the j sound.

Review ○ ○

Almost there! ○ ○ ○ ○

You did it! ○ ○ ○ ○ ○ ○

Unit 3. The Weather



It's snowing.



It's raining.

It's windy.

It's cloudy.

Presentation

Getting Ready

1. Look at the picture and answer.
 - a. What's the weather like?
 - b. What can you see?
2. Listen, point and repeat.  27
3. Listen and chant.  28

My Goals


4. Colour the of goals you like most.
5. Which would you like to learn first? Why?

Unit Goals

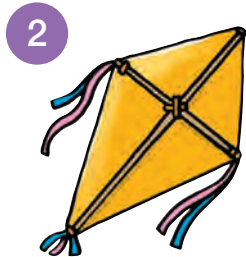
1. Saying *What's the weather like?*
2. Saying *It's raining.*
3. Singing songs and chants.
4. Listening to a story.
5. Saying *Is it hot?*



1 Listen and number. 29



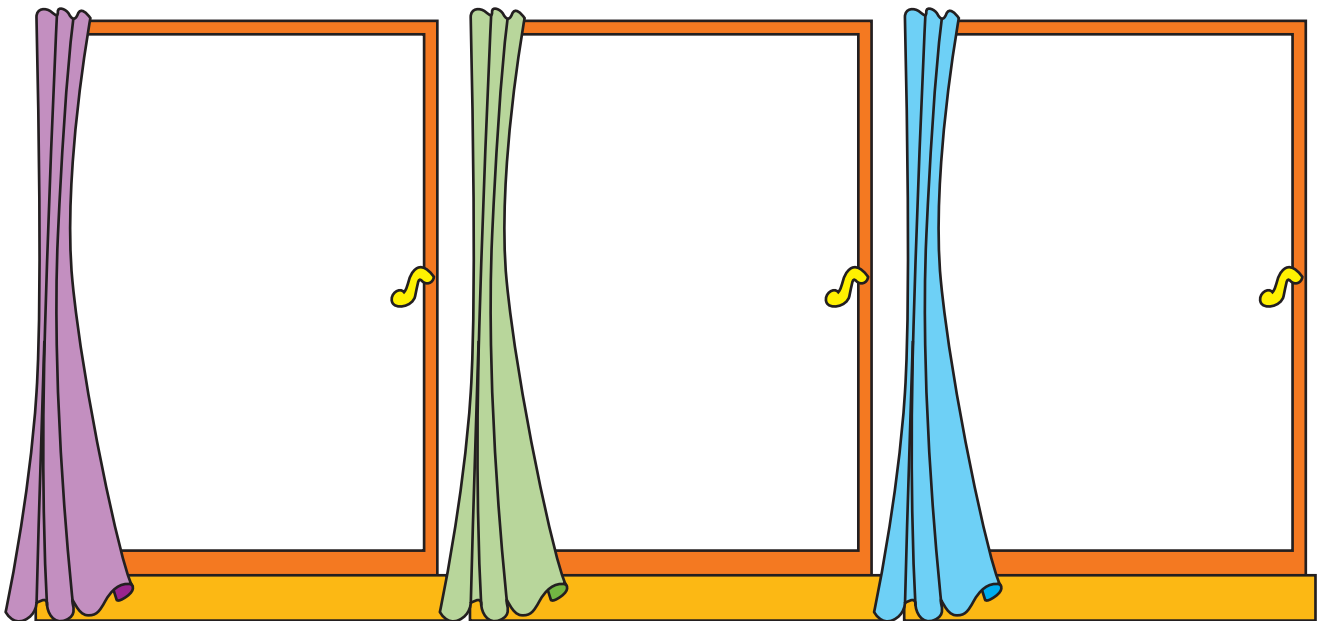
2 Look and say.



3 Listen and sing.

What's the weather like?
What's the weather like?
What's the weather like today?
Go and look out of the window!
What's the weather like today?

4 Read and draw.





It's sunny

It's raining


It's windy

Review The snowman!

5 Listen to the story. 



LESSON 3




Stop and think!

Read and colour one of the about the story.

- I don't understand.
- I need help to understand.
- I understand, I could help others.

6 Listen and colour.  32



7 Listen and chant.   33

Is it cold today?

Is it cold today?

Look out of the window
and see.

Yes, it's cold today.

Yes, it's cold today.

So put your hat on,
and put your coat on,
and come outside,
and play with me.





LESSON 5

8 Look, cut and paste.



9 Draw and write.

10 Listen.  34



11 Colour and count the ○ with the goals you can do.

Unit 3

Lesson 1
I can sing *What's the weather like today?*

Lesson 2
I can sing a song.

Lesson 3
I can understand a story.

Lesson 4
I can remember the clothes.

Lesson 5
I can say *It is cold? Yes, it's cold today.*

Lesson 6
I know the **h** sound.

Review ○ ○

Almost there! ○ ○ ○ ○



You did it! ○ ○ ○ ○ ○ ○

Unit 4. Animals



Presentation

Getting Ready

1. Look at the picture and answer.
 - a. What animals can you see?
 - b. What are your favourite animals?
2. Listen, point and repeat.  37
3. Listen and chant.  38

My Goals


4. Colour the of goals you like most.
5. Which would you like to learn first? Why?

Unit Goals

1. Identifying animals.
2. Talking about animals.
3. Singing songs and chants.
4. Listening to a story.
5. Saying *Can a penguin swim?*
Yes, it can.



1 Colour, listen and say. 39






2 Listen and write ✓ or X. 40

can = ✓
can't = X






LESSON 2

3 Listen and circle. 



4 Cut, paste and say.





Review At the zoo!

5 Listen to the story.  42



LESSON 3






Stop and think!

Read and colour one of the about the story.

- I don't understand.
- I need help to understand.
- I understand, I could help others.

6 Listen and complete. 



	✓		
			
			

7 Listen and sing. 

Can a penguin fly in the sky, sky sky?
 No, it can't! No, it can't! No, it can't!
 Can a penguin swim in the sea, sea, sea?
 Yes, it can! Yes, it can! Yes, it can!



LESSON 5

8 Read, cut and paste.

This is a tiger-dile!
It's black and orange.
It can run.

This is an ele-bird.
It's green and red.
It can fly.

This is a zeb-phin.
It's black and white.
It can swim.

9 Read and draw.

This is a mon-cat.
It's brown and orange.
It can climb trees.



10 Listen. 45



11 Colour and count the ○ with the goals you can do.

Unit 4

Lesson 1
I can say *Monkey can climb / Monkey can't fly.*

Lesson 2
I can find animals who can jump, swim, climb.

Lesson 3
I can understand a story.

Lesson 4
I can sing a song.

Lesson 5
I can draw following instructions.

Lesson 6
I know the I sound.

Review ○ ○
Almost there! ○ ○ ○ ○
You did it! ○ ○ ○ ○ ○ ○

Unit 5. Jobs



musician

doctor



fire fighter

pilot

bus driver

Presentation

Getting Ready

1. Look at the picture and answer.
 - a. What jobs can you see?
 - b. What are your favourite jobs?
2. Listen, point and repeat.  48
3. Listen and chant.  49

My Goals

4. Colour the of goals you like most.
5. Which would you like to learn first? Why?

Unit Goals

1. Identifying jobs.
2. Saying *She/he is a chef, doctor, etc.*
3. Playing a game.
4. Singing songs and chants.
5. Listening to a story
6. Saying *She/he has got a violin, white hat, etc.*



chef

footballer

nurse

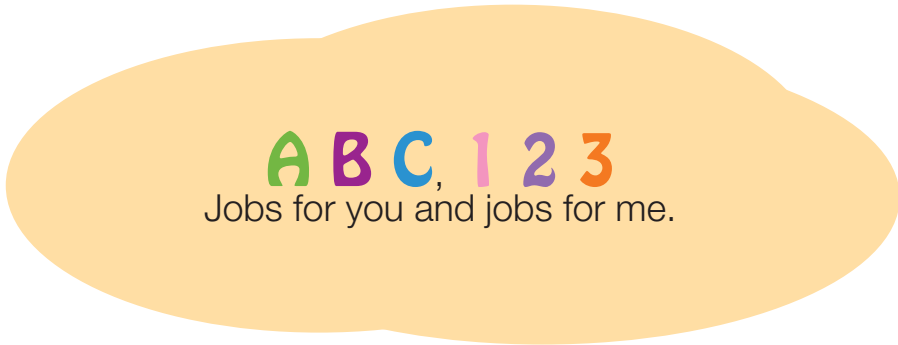
1 Listen and number.



2 Play a game.

LESSON 2

3 Listen and sing.




4 Play a game.

 <p>START</p>	 <p>She's a...</p>	 <p>He's a...</p>	 <p>She's a...</p>
 <p>She's a...</p>	 <p>He's a...</p>	 <p>She's a...</p>	 <p>He's a...</p>
 <p>He's a...</p>	 <p>She's a...</p>	 <p>He's a...</p>	 <p>FINISH</p>

Review The fire fighters!

5 Listen to the story.  52



LESSON 3



Stop and think!

Read and colour one of the about the story.

- I don't understand.
- I need help to understand.
- I understand, I could help others.

6 Listen and chant. 

Charlene's a chef.
 Charlene's a chef.
 She has got a big white hat.



7 Read and match.



1 He has got a violin.

2 He has got a blue and white ball.

3 She has got a big white hat.

4 He has got lots of books.


5 She has got a red nose.






LESSON 5


8 Listen, cut and paste. 54



fire fighter



doctor



teacher



9 Draw and write.

I'm a _____.





10 Listen.



11 Colour and count the  with the goals you can do.



Unit 5

Lesson 1
I can play a miming game.

Lesson 2
I can sing a song about jobs for you and I.

Lesson 3
I can understand a story.

Lesson 4
I can say *She/he has got a red nose.*

Lesson 5
I can say *I'm a doctor.*

Lesson 6
I know the **f** sound.

Review 

Almost there! 

You did it! 

Unit 6. My free time



Presentation

Getting Ready



1. Look at the picture and answer.
 - a. What is happening in the house?
 - b. What are your favourite activities?
2. Listen, point and repeat. 58
3. Listen and chant. 59

My Goals


4. Colour the of goals you like most.
5. Which would you like to learn first? Why?

Unit Goals

1. Saying *What are you doing?*
I'm listening to music.
2. Singing songs and chants.
3. Listening to a story.
4. Saying *Are you reading? Yes, I am.*
5. Saying *My hobby is dancing.*



1 Read, cut and paste.



2 Listen and circle.



3 Listen and sing. 61

What are you doing today?
What are you doing today?
There's a lot of fun for everyone.
So clap your hands and shout hooray!



4 Look, cut and paste.



Review The cake competition!

5 Listen to the story. 



LESSON 3




Stop and think!

Read and colour one of the about the story.

- I don't understand.
- I need help to understand.
- I understand, I could help others.

6 Listen and circle. 



7 Listen and sing. 

Are you reading? Are you reading?

Yes, I am. Yes, I am.

Stories, books and comics.

Stories, books and comics.

Clap your hands, clap your hands.



LESSON 5



8 Listen and number.



9 Draw your hobby.



10 Listen. 66



11

Colour and count the ○ with the goals you can do.

Unit 6

Lesson 1
I can say *I'm reading*.

Lesson 2
I can sing the song *What are you doing today?*

Lesson 3
I can understand a story.

Lesson 4
I can sing *Are you reading?*

Lesson 5
I can draw my hobby.

Lesson 6
I know the **w** sound.

Review ○ ○

Almost there! ○ ○ ○ ○

You did it! ○ ○ ○ ○ ○ ○

Unit 7. The school garden



grapes

potatoes


carrots

cauliflower

tomatoes

Presentation

Getting Ready

1. Look at the picture and answer.
 - a. Where are the children?
 - b. What vegetables can you see?
2. Listen, point and repeat.  69

My Goals

3. Colour the of goals you like most.
4. Which would you like to learn first? Why?

Unit Goals

1. Saying *How many vegetables and fruits can you see?*
2. Counting to 20.
3. Listening a story.
4. Singing songs and chants.
5. Saying *Has a worm got legs?*



1 Listen and chant.

One, two, three, four, five, six, seven.

I like strawberries! Yes, I do,

Eight, nine, ten, eleven, twelve.

Lots for me and lots for you.

Thirteen, fourteen, fifteen, sixteen.


Pick them all and eat them quick.

Seventeen, eighteen, nineteen, twenty.


Oh no! I feel sick!



2 Count, cut and paste.



19 nineteen



15 fifteen



3 Listen and circle.



11
13 14



10
15 17



4 Count and ask.














Review The enormous pumpkin!

5 Listen to the story. 



LESSON 3



Stop and think!

Read and colour one of the about the story.

- I don't understand.
- I need help to understand.
- I understand, I could help others.

6 Listen and number. 7 Listen and sing. 

In our school garden,
 there are butterflies and bees.
 Small green frogs in the pond,
 and big, big, big all trees.



8 Read and number.

butterfly



snail



bee



worm



1 It's pink. It can't run.

3 It's small and brown.

2 It's black and yellow. It can fly.

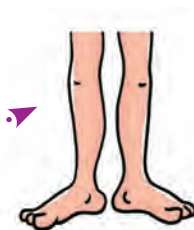
4 It's orange and purple. It can fly.

9 Listen and say.

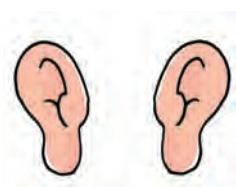
1 Has a bee got eyes?




2 Has a worm got legs?



3 Has a snail got ears?



10 Listen. 



11 Colour and count the ○ with the goals you can do.

Unit 7

Lesson 1

I can count to 20.

Lesson 2

I can say *How many can you see?*

Lesson 3

I can understand a story.

Lesson 4

I can sing a school garden song.

Lesson 5

I can say *Has bee got eyes?*

Lesson 6

I know the **g** sound.

Review ○ ○

Almost there! ○ ○ ○ ○

You did it! ○ ○ ○ ○ ○ ○

Unit 8. The school show



play basketball

juggle

do gymnastics



play the recorder

ride a bike

do karate

Presentation

Getting Ready

1. Look at the picture and answer.
 - a. Where are the children?
 - b. What activities can you see?
2. Listen, point and repeat.  79
3. Listen and chant.  80

My Goals

4. Colour the of goals you like most.
5. Which would you like to learn first? Why?

Unit Goals

1. Saying *Can you ride a bike? Yes, I can/ No, I can't.*
2. Singing *I can play the guitar.*
3. Listening to a story.
4. Singing songs and chants.
5. Saying *I do karate and I play basketball.*



1 Colour, listen and point. 81



2 Listen and sing. 82

Can you ride a bike? Yes, I can.







Can you rollerblade? Yes, I can, can, can.

Can you play basketball?

And sing a song?

Yes, I can. Yes, I can. Yes, I can.


3 Listen and write ✓ or X.

			My friend
Can you juggle? 	X		
Can you ride a bike? 			
Can you rollerblade? 			
Can you play the recorder? 			

4 Ask a friend.

Review The magic trick!

5 Listen to the story. 



LESSON 3



Stop and think!

Read and colour one of the about the story.

- I don't understand.
- I need help to understand.
- I understand, I could help others.

6 Look, cut and paste.



7 Listen and sing. 

I can play the guitar,
 and I can ride a bike,
 these are two things I really like.
 I can rollerblade and I can climb up high,
 but I just can't fly in the sky.



8 Look, read and number.




1 I can jump on a trampoline.

2 I can juggle five things.






3 I can ride a small bike.

4 I can stand on my hands.

9 Listen and colour. 86



10 Listen.  87



11 Colour and count the ○ with the goals you can do.

Unit 8

Lesson 1
I can say *Can you juggle? Yes, I can.*

Lesson 2
I can ask a friend *Can you ride a bike?*

Lesson 3
I can understand a story.

Lesson 4
I can sing a song.

Lesson 5
I can say *I can do karate and I can't rollerblade.*

Lesson 6
I know the **z** sound.

Review ○ ○
Almost there! ○ ○ ○ ○
You did it! ○ ○ ○ ○ ○ ○

1 Look, cut and paste.



2 Listen and sing. 

CHRISTMAS

3 Look and count.



stars



presents



angels



bells

4 Listen and sing.  91


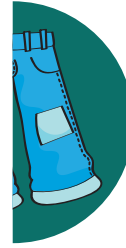
5 Listen and colour.  92



6 Listen and sing.  93


7

Match and say.



Cut-outs

U1 - Page 15



U2 - Page 25



I'm wearing a brown hat.

U2 - Page 29



I'm wearing a white and red hat.

U3 - Page 39

I'm on holiday. It's raining.
Fiona

I'm on holiday. It's hot and sunny.
Jack



U4 - Page 45



U4 - Page 49



U5 - Page 59



U6 - Page 64

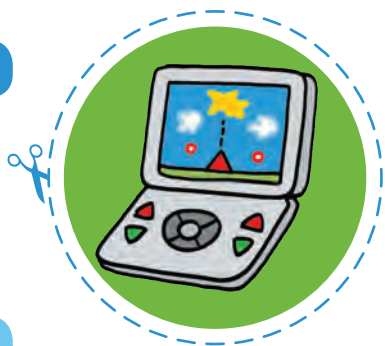
chef

pilot

musician



U6 - Page 64



U6 - Page 65

I'm listening music


I'm playing football.

I'm playing computer games.

I'm reading a comic.

12 twelve

U7 - Page 74



U8 - Page 88

I can do karate.



11 eleven



Festivals Page 92



I can't juggle.

monster

spider

skeleton

vampire

pumpkin

ghost

witch



Activity

Book



Welcome back!

1 Match and write.

Ruby



Charlie



Monica



Lee





Chippy



2 Count and colour.



10



3

Read and number.


1



I like sandwiches
and juice.



2



I like cats
and dogs.



3



I like cars
and dolls.



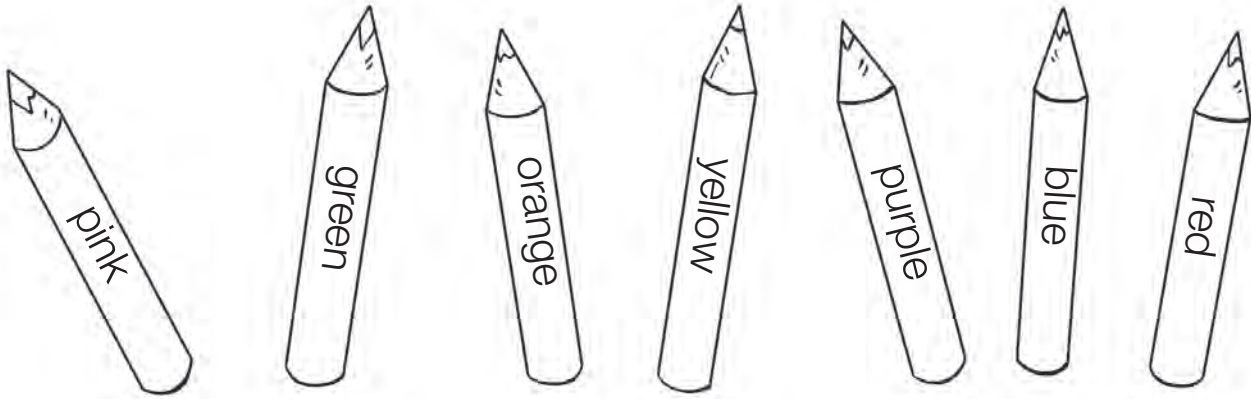
4



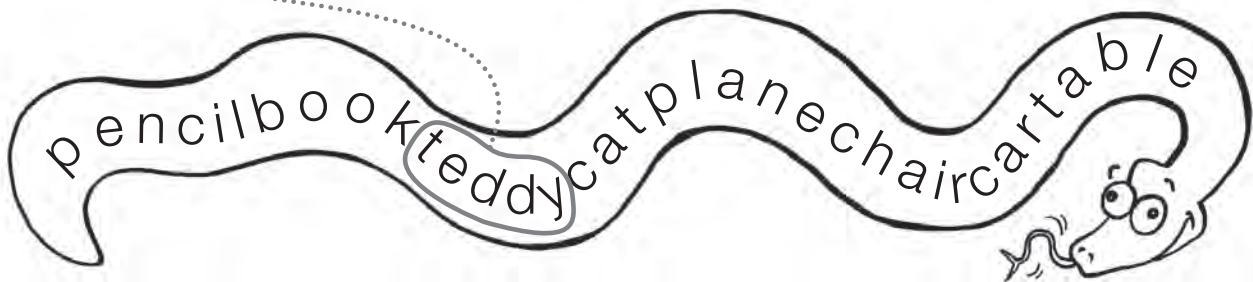
I like apples
and bananas.



4 Read and colour.



5 Circle and match.



1. Time for school

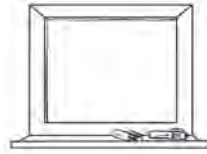
1 Look, match and say.



bin



bookcase



board



computer



cupboard



door



plant




teacher




window

2 Copy and colour.




on



under

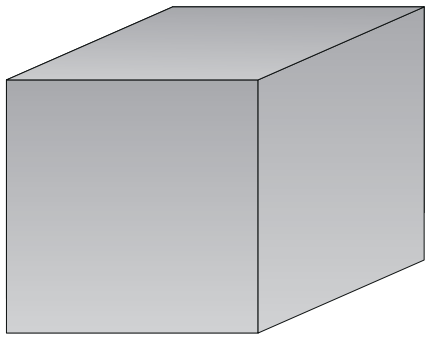


in

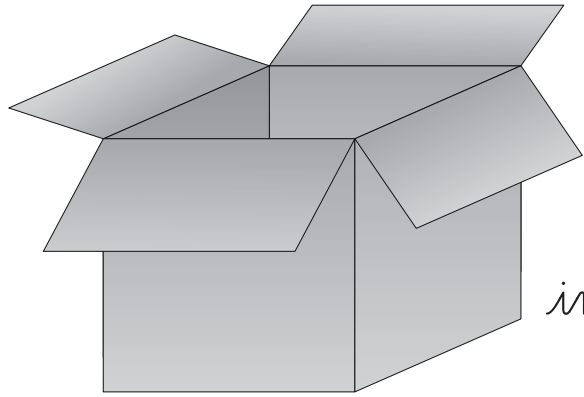


behind

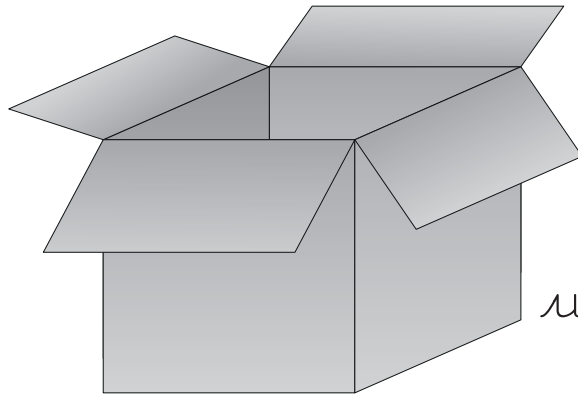
3 Cut and paste.



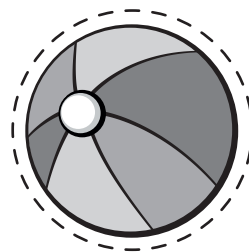
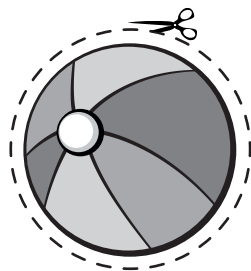
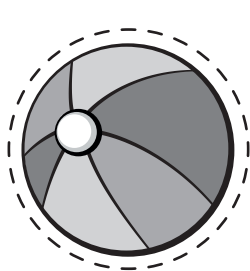
on




in



under



4 Fill in the missing letters.



Review

5 Match and write.

1 cupboard

2 bin

3 window

4 computer

5 bookcase



b _ n



_ o _ r _ t e _



c _ r _ o _ _ d




_ o o _ c _ _ e

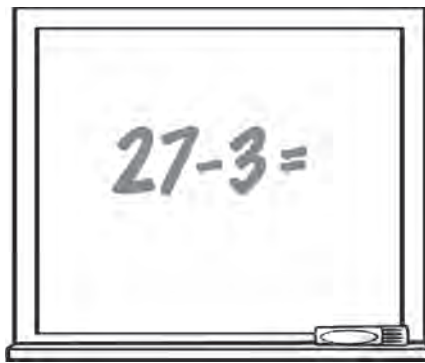


_ i _ d _ w


Picture dictionary




bin




board




bookcase



computer



cupboard




door



plant



teacher



window

2. My clothes

1 Look and match.



dress



jacket



jeans



jumper



shoes



shorts

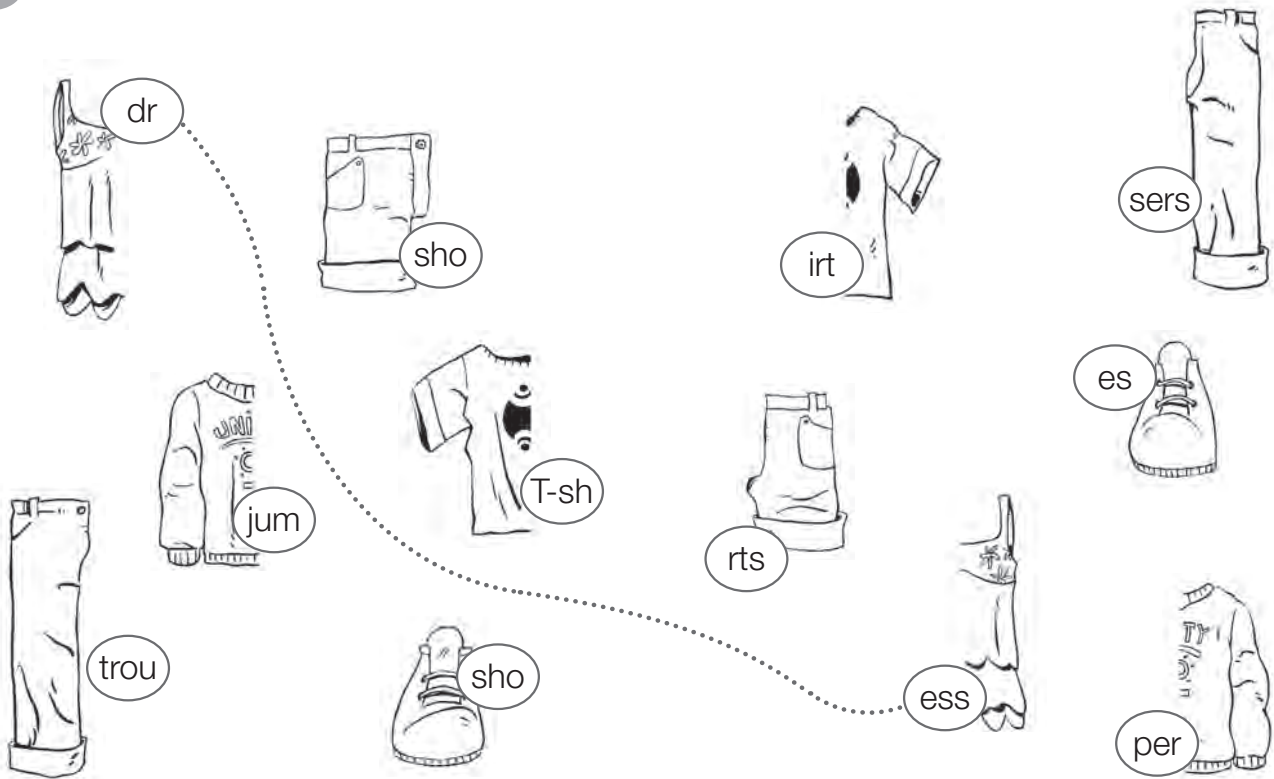


trousers



T-shirt

2 Look and match.



3 Read and colour.

I'm wearing a yellow dress and orange shoes.



I'm wearing a red jacket, a purple T-shirt and blue jeans.




I'm wearing a green and blue jumper and black trousers.



4 Read and circle.

- | | | |
|---|----------------------------|----------|
| 1 | Are you wearing trousers? | Yes / No |
| 2 | Are you wearing a dress? | Yes / No |
| 3 | Are you wearing a T-shirt? | Yes / No |
| 4 | Are you wearing shoes? | Yes / No |
| 5 | Are you wearing a jumper? | Yes / No |
| 6 | Are you wearing shorts? | Yes / No |

5 Draw and say.



6 Read and colour.



I'm wearing a yellow and purple hat.

I'm wearing a red and white hat.




I'm wearing a blue and yellow hat.

I'm wearing a green hat.



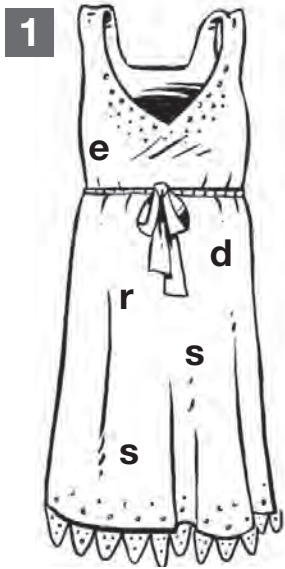
7 Draw a hat and write.

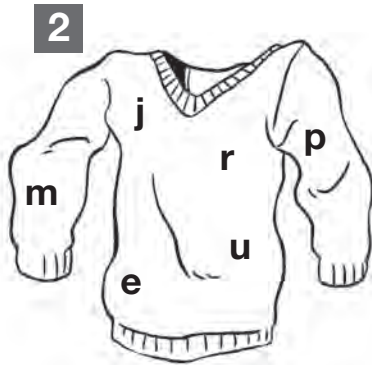


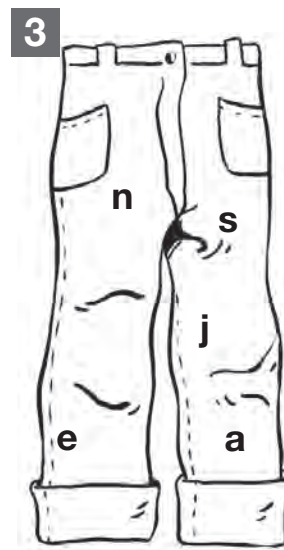
I'm wearing a _____ hat.

Review

8 Look and write.









9 Read and complete.

hat jeans shorts

I'm wearing

and a jumper.



I'm wearing a
dress and a
_____.



I'm wearing

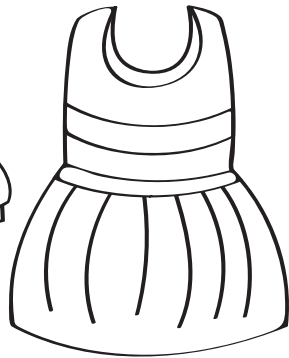
and a T-shirt.



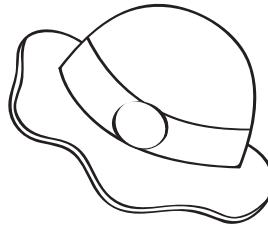
Picture dictionary




coat



dress



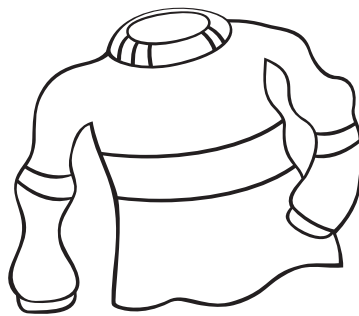
hat




jacket



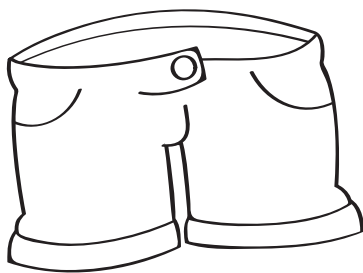
jeans



jumper



shoes



shorts



T-shirt




trousers

3. The weather

1 Match and write.




It's cloudy.



It's raining.



It's hot.




It's snowing.



It's windy.



It's sunny.



It's cold.









It's cloudy. _____







2 Match and colour.



sunny


cloudy

raining

windy

snowing

3 Draw and say.



4 Look and circle.

1



Is it raining?

Yes, it is. / No, it isn't.

2



Is it sunny?

Yes, it is. / No, it isn't.

3



Is it cold?

Yes, it is. / No, it isn't.

4





Is it snowing?

Yes, it is. / No, it isn't.



5 Look and complete.

coat sunny shorts raining snowing T-shirt hat hot



1

It's  _____. Put your  _____ on.



2

It's  _____. Put your  _____ on.



3

It's  _____. Put your  _____ on.

4

It's  _____. Put your  _____ on.

6 Trace and colour, then read and match.



7 Look and write.

blue jeans dress yellow pink jumper



Review

8 Look and write.

snowing hot windy sunny cold raining



It's _____
and it's _____.



It's _____
and it's _____.




It's _____
and it's _____.

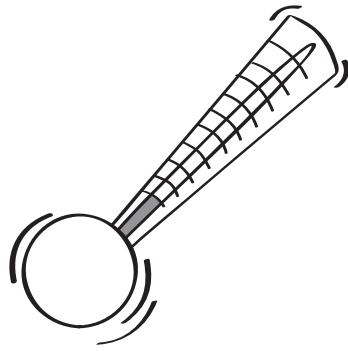
9 Read and colour.




Picture dictionary



It's cloudy.




It's cold.




It's hot.



It's raining.



It's snowing.



It's sunny.



It's windy.

4. Animals

1 Look and write.

lion crocodile snake elephant
bird monkey tiger zebra



2 Follow the line and write.

jump ~~swim~~ run climb fly

_____ swim _____ _____ _____

3 Read and match.

A lion can't fly.



A crocodile can swim.


A crocodile can't climb.



A lion can run.

4


Read and circle.



It can fly.



It can't jump.




It can't climb.

5

Look and write.

can ✓

can't ✗



It can't run.




It climb.




It jump.



It fly.



It run.



It fly.


6 Look and write.

jump fly climb run swim



Review

7 Look and complete.



el_p_h_n_



_r_c_o_i_l_e



s_ _ _ e



_e_n_u_i_



_ _ o _



m_n_e_


8 Look and write.

fly

climb

run

swim



A zebra can _____.



A zebra can't _____.



A penguin can _____.




A penguin can't _____.


Picture dictionary




bird




crocodile



elephant




lion



monkey



penguin



snake



tiger



zebra

5. Jobs

1 Look and write.



bus driver



chef



doctor



fire fighter



footballer



musician



nurse



pilot


















2 Look, read and match.



He's a doctor.

She's a footballer.

He's a musician.

She's a chef.

3 Look and circle.

1



He's / She's
a nurse.

2



He's / She's
a fire fighter.

3



He's / She's
a bus driver.

4



He's / She's
a pilot.

4 Look and write.









5 Look and complete.

He's

She's



_____ a teacher.



_____ a footballer.



_____ a doctor.



_____ a bus driver.

6 Read and colour.



He has got a red and blue T-shirt.



She has got a blue and yellow bus.



She has got a purple guitar.



She has got a yellow hat.

7 Look and complete.

He has got

She has got

1



_____ a computer.

2



_____ a bike.

3



_____ a big book.

4



_____ a cat.


Review

8 Complete the puzzle.

Down:



Across:



9 Look and write.

chef

doctor

bus driver


nurse



She's a _____



He's a _____



He's a _____



She's a _____

Picture dictionary




bus driver



chef



doctor



fire fighter



footballer



musician



nurse



pilot

6. My free time

1 Look and write.



reading



playing
computer
games



watching
TV



drawing



painting




listening
to music



playing
football



dancing



r _____



w _____




r _____

c _____

g _____



d _____



d _____



h _____

t _____

m _____



r _____
f _____



r _____

2 Look and match.

What are you doing?



I'm playing

to music.



I'm reading

TV.



I'm watching

computer games.



I'm listening

a book.



3 Look and answer.

Yes, I am. ✓

No, I'm not. ✗

1

Are you reading?



2

Are you playing football?



3



Are you playing
computer games?

4

Are you dancing?



4 Look and write.

1



My hobby is playing

_____.

2



My hobby is

_____.

3



My hobby is

_____.

4



My hobby is

_____.

5 Read and complete.

listening favourite name



Hello!

My _____'s Mark.

My hobby is _____

to music. My _____

music is rap.

What's your hobby?

Review

6 Complete the words.



__istening
__o__usic



__ra__in__




__e__di__g



__a__c__ng

7 Write.



computer I'm games playing



book reading I'm a



TV watching I'm



football I'm playing

Picture dictionary



dancing



drawing



listening
to music



painting




playing
computer games



playing football



reading




watching TV

7. The school garden


1 Look and write.

watermelon pumpkin cauliflower peas strawberries
grapes carrots potatoes tomatoes





2 Find and match.

- 11 eleven
- 12 twelve
- 13 thirteen
- 14 fourteen
- 15 fifteen
- 16 sixteen
- 17 seventeen
- 18 eighteen
- 19 nineteen
- 20 twenty



3 Count and write.



4

Count and answer.

elevn twelve fourteen fifteen eighteen nineteen



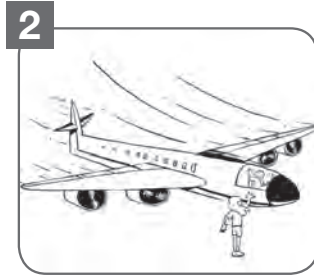


- 1 How many potatoes can you see? _____
- 2 How many strawberries can you see? _____
- 3 How many tomatoes can you see? _____
- 4 How many watermelons can you see? _____
- 5 How many carrots can you see? _____
- 6 How many cauliflowers can you see? _____

5 Look and colour.

big = yellow


small = green




6 Look and write.

They're big.

They're small.





Review

7

Find and write.

a	s	q	w	c	z	v	x	p	k	c
k	t	o	m	a	t	o	e	s	x	a
b	r	n	q	r	w	p	e	p	r	u
w	a	t	e	r	m	e	l	o	n	l
z	w	x	c	o	v	a	b	t	q	i
m	b	n	b	t	v	s	c	a	x	f
p	e	o	i	s	u	y	t	t	r	l
w	r	q	x	o	r	a	t	o	e	o
a	r	s	d	f	g	h	j	e	k	w
q	i	w	g	r	a	p	e	s	e	e
t	e	q	w	z	x	s	a	q	z	r
k	s	z	p	u	m	p	k	i	n	o











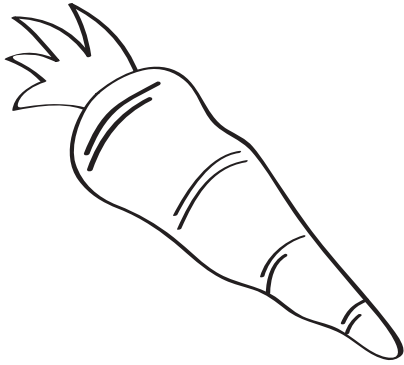










Picture dictionary




carrot



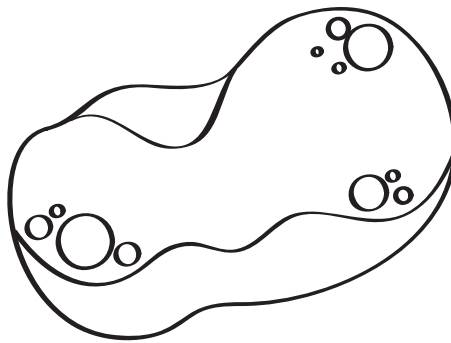
cauliflower




grapes




peas




potato



pumpkin



strawberry




tomato



watermelon

8. The school show



1 Match and write.



j u g g l e

2 Look and write.

juggle play basketball rollerblade ride a bike



3 Read and write.

Yes, I can. No, I can't.

1



Can you do gymnastics?

2




Can you play the recorder?

3



Can you sing?

4 Read and match.



I can dance!

I can't ride a bike!

I can rollerblade!

I can play the piano!

I can't sing!

I can play basketball!



5 Look and complete.

I can

I can't



_____ make a cake!



_____ ride a bike!



_____ climb a tree!



_____ fly in the sky.

6 Read and colour.

balls → red
hat → purple
hair → orange
jacket → green
trousers → yellow
shoes → blue



7 Read and complete.

jump ride juggle climb



I can
_____ a bike.



I can
_____.



I can
_____.

I can
_____.



Review

8 Circle and write.

juggle play the record sing dog gymnastics ride a bike rollerblade













9 Complete.

I can I can't

juggle sing play basketball rollerblade










Picture dictionary



do gymnastics



do karate



juggle



play basketball



play
the recorder



ride a bike



rollerblade



sing

1 Match and write.

skeleton



witch



pumpkin



spider




ghost



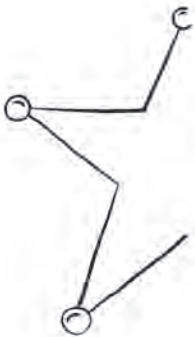
2 Read and colour.

- 1 = black
- 2 = purple
- 3 = green
- 4 = red
- 5 = orange
- 6 = yellow

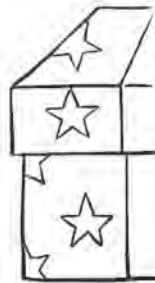


1 Draw, colour and write.

present snowman star bell angel tree













2 Look and circle.



doll / teddy



car / train









bike / plane




kite / ball

1 Read and colour.

 dress → pink
 shoes → red
 coat → purple
 jumper → green
 trousers → black
 hat → yellow




2 Draw and write.



I'm wearing _____.

1 Look at the leaves, add a word and write the unit number.





Edición especial para el
Ministerio de Educación
Prohibida su comercialización

